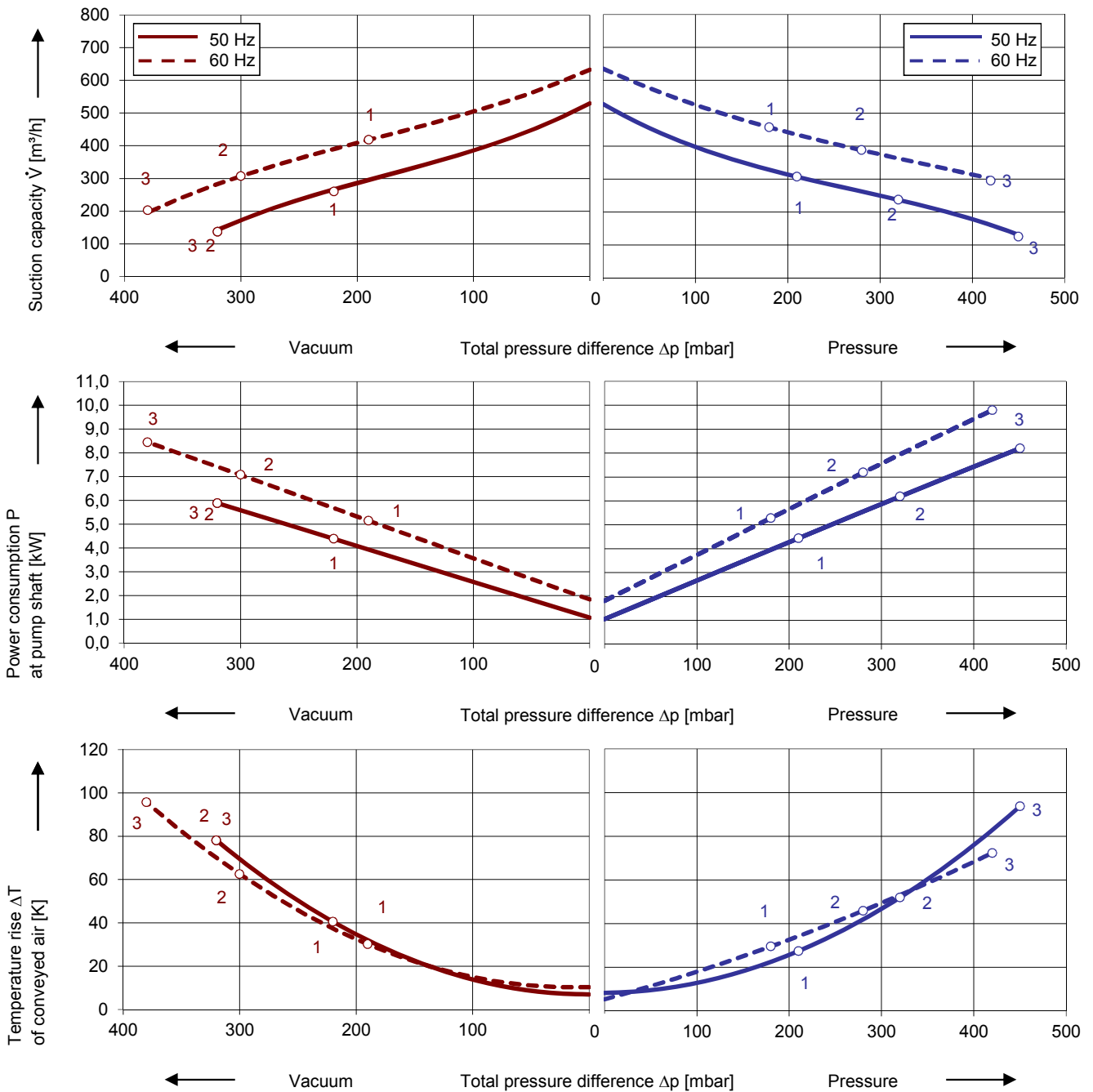


Performance curves

Vacuum operation

Compressor operation



The performance curves are based on air at a temperature of 15 °C and an atmospheric pressure of 1013 mbar with a tolerance of $\pm 10\%$. The total pressure differences are valid for suction and ambient temperature up to 25 °C. For other conditions please get in touch with us.

All Greenco blowers can be used both as vacuum pump and compressor in continuous operation over the total performance curve range. The motors are available as standard in protection category IP 55 and insulation class F.

Selection and ordering data

Type 2RB 810

| No. | Fre- quency | Rated | | | Max. differential pressure ²⁾ | | Sound pres. Level ³⁾ | Efficiency class ⁴⁾ | Weight approx. | Order No. |
|---|----------------|------------------------|------------------|-------|---|----------|---------------------------------------|-----------------------------------|-------------------|---------------|
| | | Voltage ¹⁾ | Current | Power | Vacuum | Pressure | | | | |
| | | | | | | | | | | |
| IE3 3~ 50/60 Hz, IP55, Insulation material class F (UL certificate number E481218) | | | | | | | | | | |
| 1 | 50 | 190-210 Δ | 17,1 Δ | 4,6 | -220 | 210 | 66 | IE3 | 60 | 2RB 810-1AP01 |
| | 60 | 190-210 YY / 380-420 Y | 19,6 YY / 9,8 Y | 5,3 | -190 | 180 | 70 | IE3 | | |
| 2 | 50 | 190-210 Δ | 23,5 Δ | 6,3 | -320 | 320 | 71 | IE3 | 72 | 2RB 810-1AP11 |
| | 60 | 190-210 YY / 380-420 Y | 27,6 YY / 13,8 Y | 7,3 | -300 | 280 | 75 | IE3 | | |
| 3 | 50 | 190-210 Δ | 30,8 Δ | 8,6 | -320 | 450 | 71 | IE3 | 75 | 2RB 810-1AP21 |
| | 60 | 190-210 YY / 380-420 Y | 35,2 YY / 17,6 Y | 9,9 | -380 | 420 | 75 | IE3 | | |
| IE3 3~ 50/60 Hz, IP55, Insulation material class F (UL certificate number E481218) | | | | | | | | | | |
| 1 | 50 | 220-240 Δ / 380-420 Y | 14,9 Δ / 8,6 Y | 4,6 | -220 | 210 | 66 | IE3 | 60 | 2RB 810-1AP06 |
| | 60 | 220-240 YY / 440-480 Y | 17,0 YY / 8,5 Y | 5,3 | -190 | 180 | 70 | IE3 | | |
| 2 | 50 | 220-240 Δ / 380-420 Y | 20,4 Δ / 11,8 Y | 6,3 | -320 | 320 | 71 | IE3 | 72 | 2RB 810-1AP16 |
| | 60 | 220-240 YY / 440-480 Y | 24,0 YY / 12,0 Y | 7,3 | -300 | 280 | 75 | IE3 | | |
| 3 | 50 | 220-240 Δ / 380-420 Y | 26,8 Δ / 15,5 Y | 8,6 | -320 | 450 | 71 | IE3 | 75 | 2RB 810-1AP26 |
| | 60 | 220-240 YY / 440-480 Y | 30,6 YY / 15,3 Y | 9,9 | -380 | 420 | 75 | IE3 | | |
| IE3 3~ 50/60 Hz, IP55, Insulation material class F (UL certificate number E481218) | | | | | | | | | | |
| 1 | 50 | 380-420 Δ / 660-725 Y | 8,6 Δ / 5,0 Y | 4,6 | -220 | 210 | 66 | IE3 | 60 | 2RB 810-1AQ07 |
| | 60 | 440-480 Δ | 8,5 Δ | 5,3 | -190 | 180 | 70 | IE3 | | |
| 2 | 50 | 380-420 Δ / 660-725 Y | 11,8 Δ / 6,8 Y | 6,3 | -320 | 320 | 71 | IE3 | 72 | 2RB 810-1AQ17 |
| | 60 | 440-480 Δ | 12,0 Δ | 7,3 | -300 | 280 | 75 | IE3 | | |
| 3 | 50 | 380-420 Δ / 660-725 Y | 15,5 Δ / 8,9 Y | 8,6 | -320 | 450 | 71 | IE3 | 75 | 2RB 810-1AQ27 |
| | 60 | 440-480 Δ | 15,3 Δ | 9,9 | -380 | 420 | 75 | IE3 | | |
| IE3 3~ 50/60 Hz, IP55, Insulation material class F (UL certificate number E481218) | | | | | | | | | | |
| 1 | 50 | 220-240 Δ / 380-420 Y | 14,9 Δ / 8,6 Y | 4,6 | -220 | 210 | 66 | IE3 | 60 | 2RB 810-1AQ06 |
| | 60 | 440-480 Y | 8,5 Y | 5,3 | -190 | 180 | 70 | IE3 | | |
| 2 | 50 | 220-240 Δ / 380-420 Y | 20,4 Δ / 11,8 Y | 6,3 | -320 | 320 | 71 | IE3 | 72 | 2RB 810-1AQ16 |
| | 60 | 440-480 Y | 12,0 Y | 7,3 | -300 | 280 | 75 | IE3 | | |
| 3 | 50 | 220-240 Δ / 380-420 Y | 26,8 Δ / 15,5 Y | 8,6 | -320 | 450 | 71 | IE3 | 75 | 2RB 810-1AQ26 |
| | 60 | 440-480 Y | 15,3 Y | 9,9 | -380 | 420 | 75 | IE3 | | |

- 1) In case of frequency converter operation the standard motor insulation system is suitable for converter input voltages up to 500 V.
- 2) Relief valves available for limiting differential pressure.
- 3) Measuring surface sound pressure level acc. to EN ISO 3744, measured with an equivalent unit at a distance of 1 m. The pump is throttled to an average suction pressure, with piping connected, but no relief valves fitted, tolerance ±3 dB (A).
- 4) The motors according to NEMA MG1-12. NP=NEMA Premium; NEMA Premium includes IE3.
- 5) Klixon recommended for motor overload protection. Ordering example: 2RB 810-□□□□-Z










All GREENCO blowers match the 2006/42/EC (machinery) and 2014/35/EU (low voltage) directives and the EN 60034 norm "Rotating electrical machines".

Service factor (SF) and motor efficiency according NEMA MG1-12.

Voltage tolerances for three phase motors are +/-10%.

The frequency tolerance is +/- 2 % maximum.

Motor for alternate voltages

| Voltage range | | Efficiency | 60 Hz | 2 RB ...-1. □ . □ |
|---------------------------------------|---------------------------------------|---|-------|-------------------|
| 50 Hz | 60Hz | | | |
| 3~ | | | | |
| 200 V Δ | 200 V YY / 230 V Δ / 400 VY |  | • | P 1 |
| 190-210 V Δ | 190-210 VYY / 220-240 V Δ / 380-420VY |  | • | P 1 |
| 200 V YY / 230 V Δ / 400 VY | 230 V YY / 460 VY |  | • | P 6 |
| 190-210 VYY / 220-240 V Δ / 380-420VY | 220-240 VYY / 440-480VY |  | • | P 6 |
| 190-210 V Δ | 220-240 V Δ / 380-420VY |  | • | Q 1 |
| 475-525 V Y | 550-600 V Y |  | • | Q 3 |
| 475-525 V Δ | 550-600 V Δ |  | • | Q 5 |
| 220-240 V Δ / 380-420VY | 440-480VY |  | • | Q 6 |
| 400 V Δ / 690 V Y | 460 V Δ |  | • | Q 7 |

Changes in particular of the quoted performance curve, data and weights may occur without prior notice. The data given do not constitute an obligation from our side to deliver as shown.